

Teacher's Guide



Pickles, Pickles, I Like Pickles

Author: Brigitte Brulz

Illustrator: Winda Mulyasari

Guide Created by Brigitte Brulz

About the Author

Brigitte Brulz is a freelance writer, author, lesson designer, and homeschooling mom. She has enjoyed growing a variety of fruits and vegetables in her family's garden. Using her grandma's recipe, she and her family have turned many cucumbers into yummy bread and butter pickles, which are her favorite. Besides cucumbers, she and her husband have also tried pickling jalapenos and green beans.

For more information, you can visit her website at www.brittebrulz.com.

About the Illustrator

Winda Mulyasari is an illustrator from Indonesia. She has a Bachelor of Fine Arts Degree. She is also the illustrator of *Jobs of a Preschooler*.

About the Book

Title: *Pickles, Pickles, I Like Pickles*

Author: Brigitte Brulz

Illustrator: Winda Mulyasari

Ages: 4-8

Publisher: Createspace

ISBN: 9781548352035

Summary: A young boy who really likes pickles wants to grow pickles in his garden, but he is surprised by what he discovers - there are no bread and butter pickle plants or dill pickle trees. He learns a lot as he and his mom transform seeds from the store into yummy pickles to enjoy on everything from hot dogs to ice cream. Well, maybe not ice cream!

Guide Copyright Information

Guide content © 2019 by Brigitte Brulz. Can be reproduced for educational and personal use. May not be sold without written permission. For permission requests, please send an email to brigittebrulzis@gmail.com.

Teacher's Guide Information

This teacher's guide was created for use with the book *Pickles, Pickles, I Like Pickles* written by Brigitte Brulz. The content is intended for children ages 4-8 and can be used in a classroom or home setting.

This guide includes activities for reading, science, math, social studies, and art.

Completing all activities is not a requirement! Please feel free to choose whichever activities work best for your situation.

Thank you for using this guide. May you have a wonderful day!

Table of Contents

Reading.....	4
Before You Read.....	4
While You Read.....	4
After You Read.....	5
Science.....	6
How Plants Grow.....	6
Seed Discussion.....	6
Seed Planting.....	7
From Cucumber to Pickle.....	7
How Foods Grow Worksheet.....	8
How Foods Grow Answers.....	9
How to Make Pickles Worksheet.....	10
How to Make Pickles Answers.....	11
Math.....	12
Charting Pickles.....	12
Hot Cucumber.....	12
Word Problems.....	12
Social Studies.....	13
Cucumber Geography.....	13
Is it a Pickle?.....	13
Country Flag Match Worksheet.....	14
Country Flag Match Answers.....	15
Art.....	16
Cucumber Stamps.....	16
Cucumber Characters.....	16
Coloring Page 1- Pulling Weeds.....	17
Coloring Page 2- Watching Plants Grow.....	18
Coloring Page 3- Dill or Bread and Butter?.....	19
Coloring Page 4- Pickles on Ice Cream.....	20

Reading

Before you read *Pickles, Pickles, I Like Pickles*, discuss:

- What is the title of this book?
(Pickles, Pickles, I Like Pickles)
- What does an author do? Who is the author?
(An author writes books. The author is Brigitte Brulz.)
- What does an illustrator do? Who is the illustrator?
(An illustrator draws the pictures. The illustrator is Winda Mulyasari.)
- What do the different pictures on the left side of the cover show?
(The small pictures show bags of seeds, planting seeds, watering, plants sprouting, and plants growing.)
- Why do you think there is a picture of a tree with a circle and a line through it on the right side of the cover?
(Answers may vary. In the story, readers will discover cucumbers do not grow on trees.)
- What is growing on the bottom of the cover?
(Some kids may think pickles, but they will learn that they are actually cucumbers as they hear the story.)
- Do you notice how the word “pickles” is written?
(It is written with actual pickles as the font.)
- What do you think will happen in this story? Why?
(Answers will vary.)

While you read *Pickles, Pickles, I Like Pickles*:

- Have students help with the reading by saying “pickles, pickles, I like pickles” every time it appears.
- Ask questions such as:
 - What does the boy want to grow?
(pickles)
 - What does the boy wonder? Do you think he is right?
(if pickles grow on pickle trees; answers may vary)
 - Why do you think the word “bigger” was written the way it was?
(Answers may vary. It shows the word getting bigger.)

- Why do you think the word “spread” was written the way it was?
(Answers may vary. It shows the word spreading out.)
- What kind of pickles do you think will grow?
(Answers may vary. Readers will learn that cucumbers are really growing instead of pickles.)
- How does the boy feel when he takes a bite out of what he thought was a pickle?
(surprised, possibly disappointed)
- How long does it take for the pickles to be ready?
(a few days)
- Do you eat pickles on your ice cream? What are some things you eat pickles on?
(Answers will vary.)

After you read, *Pickles, Pickles, I Like Pickles*, discuss:

- Have you ever grown a garden? If so, what did you grow in your garden?
(Answers will vary.)
- What kind of work did the boy have to do in the garden?
(plant, water, pull weeds)
- What does the boy learn in the story?
(where pickles come from and how to make pickles)
- What did the boy and his mom turn into pickles?
(cucumbers, which they grew from seeds they bought at a store and planted)
- Did you know you can pickle other foods, too?
(Answers will vary. Other foods that can be pickled include green beans, beets, eggs, pears, various peppers, blueberries, watermelon rinds, and more.)
- Sometimes people say a person is “in a pickle”. What does that mean?
(A person is in a situation that isn't easy and may not be able to figure out what to do right away.)
- Sometimes people may say a person is “as cool as a cucumber”. What does that mean?
(A person is very calm.)

- What are some other food related phrases like “in a pickle” or “as cool as a cucumber” people may say?

(Examples may include “go bananas”, “in a jam”, “piece of cake”, and “don’t spill the beans”).

Science

How Plants Grow

Cucumbers grow on vines. Talk about how different foods may grow on plants and complete the worksheet found on page 8. (You can add more foods to the chart if you would like.)

Additional books to read about plants include *Plants Can’t Sit Still* by Rebecca E. Hirsch, *Plants Feed Me* by Lizzy Rockwell, and *Plants We Eat* by Christine Peterson.

Seed Discussion

Look at different seeds and discuss them. What do you notice about them? How are they similar? How are they different?

How do you think seeds can get to different places? *(Some are planted by people. Others may float in water, blow in the wind, pop in the air, or even get eaten and pooped out by animals.)*

Additional books to read about seeds include *A Seed is Sleepy* by Dianna Aston and *How a Seed Grows* by Helene J. Jordan.

Seed Dissection

Soak some lima bean seeds in water for a few hours. Remove the lima beans from water. Peel off the seed coat. What does the seed coat do? *(protects the seed)* Open the seed carefully. What do you see in the inside? *(You should see the baby plant, which has a root part and leaf part and the food for the plant, which is known as cotyledon.)* Students can draw their own seeds and label the parts as seed coat, leaf, root, and food.

Seed Planting

Plant your own seeds using green bean seeds, paper towel, resealable plastic sandwich bags, and tape. Soak the seeds overnight. Slightly moisten a piece of paper towel. Fold the paper towel and carefully place it in the sandwich bag. Place seeds in the bag along the side of the paper towel. Remove as much air as possible and seal the bag. Tape the bag on a window. Observe the seeds each day.

From Cucumber to Pickle

Living things such as plants have a life cycle. How did the cucumbers grow in the story? *(the boy and his mom planted seeds, they watered them, seedlings began to sprout, the plants grew bigger, flowers appeared, and the cucumbers grew.)*

Put the life cycle of cucumbers and the process of making pickles in order as seen in the book *Pickles, Pickles, I Like Pickles* using the sheet on page 10.

Additional books to read about plant life cycles include *Plant Cycle* by Ray James and *Plant Life Cycles* by Sally Morgan.



* More information about the additional books mentioned in this section can be found on www.brittebrulz.com by typing "14 Children's Books About Seeds, Plants, and Gardening" in the search box on the bottom of the "blog" section page.

HOW FOODS GROW

Cut out the foods listed at the bottom of this page on the lines.

Glue them into the columns that show where they grow.

ON VINES	ON TREES	UNDERGROUND

Apples	Carrots	Cucumbers
Grapes	Lemons	Oranges
Peanuts	Potatoes	Watermelon

HOW FOODS GROW

ANSWERS

Cut out the foods listed at the bottom of this page on the lines.

Glue them into the columns that show where they grow.

ON VINES	ON TREES	UNDERGROUND
Cucumbers	Apples	Peanuts
Grapes	Oranges	Potatoes
Watermelons	Lemons	Carrots

Apples	Carrots	Cucumbers
Grapes	Lemons	Oranges
Peanuts	Potatoes	Watermelon


Cut the pictures out and paste them in the boxes in the correct order.



Buy seeds



Plant seeds




Water seeds



Little plants grow



Plants grow bigger



Flowers and Cucumbers grow




Pick cucumbers




Wash cucumbers




Cut cucumbers






Fill jars with cucumbers



Add vinegar and spices



Enjoy





Buy seeds



Plant seeds



Water seeds



Little plants grow




Plants grow bigger



Flowers and Cucumbers grow




Pick cucumbers




Wash cucumbers




Cut cucumbers



Fill jars with cucumbers



Add vinegar and spices



Enjoy

Math

Charting Pickles

Taste test two different kinds of pickles (as long as there are no allergies). Create a chart showing which pickle each person prefers.

** If doing this in a home setting, each member of the family can choose their favorite pickle to chart.*

Hot Cucumber

Sit in a circle and gently pass a cucumber from person to person as you skip count. For example, if you choose to skip count by 2s, the first person says "2" and passes the cucumber to the second person who says "4" before passing it on to the next person. Play continues until a predetermined number (of your choice) is called out.

Want to play again? Choose another number to skip count by and continue to play.

Alternative Option: Person holding the cucumber states a math problem for the cucumber catcher to answer. The cucumber catcher answers the problem and then states a new math problem for the next cucumber catcher to answer.

Word Problems

- If the boy picks 3 cucumbers and his mom picks 4 cucumbers, how many cucumbers did they pick in all?
($3+4=7$, so 7 cucumbers. Insert different numbers if desired and repeat the problem.)
- If the boy picks 6 cucumbers and his mom picks 2 cucumbers. Who picked more? How many more?
(The boy picked 4 more [$6-2$] than his mom. Insert different numbers if desired and repeat the problem.)
- If the boy and his mom planted 2 rows of 6 seeds, how many total seeds did they plant?
($6 \times 2 = 12$, so 12 seeds. A diagram may be helpful to show this word problem. Insert different numbers if desired and repeat the problem.)

Social Studies

Cucumber Geography

According to World Atlas¹, the top ten largest cucumber producers in the world are China, Turkey, Iran, Russia, Ukraine, Spain, United States of America, Mexico, Egypt and Uzbekistan.

Find these ten countries on a world map. *(Students can color the ten countries on individually printed world maps if available.)*

After studying the flags of each of the ten countries, see how many flags students can match to their countries using the worksheet on page 14.

Is it a Pickle?

People in the United States and Canada call pickled cucumbers “pickles”. Find United States and Canada on a world map.

People in Australia, Britain, Ireland, South Africa, and New Zealand call pickled cucumbers “gherkins”. Find these 5 countries on a world map.

Since there are so many foods that can be pickled, some countries do not call pickled cucumbers “pickles”. Other foods besides cucumbers that can be pickled include carrots, *green beans, beets, eggs, pears, peppers, blueberries, watermelon rinds (the outside of a watermelon), mangoes, turnips, and more.*

Research what pickling is. Then, find a recipe for quick pickles. Make your own quick pickles to sample.






¹ <https://www.worldatlas.com/articles/the-world-leaders-in-cucumber-production.html>

COUNTRY FLAG MATCH

Cucumbers

Write the name of the country on the line under the country's flag.

	China	Egypt	Iran	Mexico	Russia
Spain	Turkey	Ukraine	United States		Uzbekistan



(Flag pictures from Pixnio.)

COUNTRY FLAG MATCH ANSWERS

Cucumbers

Write the name of the country on the line under the country's flag.


	China	Egypt	Iran	Mexico	Russia
Spain	Turkey	Ukraine	United States		Uzbekistan




China



Turkey



Iran



Russia



Ukraine



Spain



United States



Mexico



Egypt



Uzbekistan

(Flag pictures from Pixnio.)

Art

Cucumber Stamps

Cut a cucumber in half horizontally and a cucumber in half vertically. Dip the exposed interior of the cucumber slices in paint and stamp them on a piece of paper.

What kinds of texture do you get on the paper? Can you see any seeds in the painting on the paper?

Cucumber Characters

Create a cucumber character. Using green construction paper, draw and cut a large cucumber shape. Then, add eyes, nose, mouth, ears, and (optional) clothes.

Additional Option 1: Discuss senses as the eyes, nose, and mouth are added.

Additional Option 2: Create a story about the cucumber character.



* More activity ideas to go along with the book *Pickles, Pickles, I Like Pickles* can be found on www.brittebrulz.com under the "Fun Extras" tab.



Pickles, Pickles, I Like Pickles by Brigitte Brulz



Pickles, Pickles, I Like Pickles by Brigitte Brulz



Pickles, Pickles, I Like Pickles by Brigitte Brulz



Pickles, Pickles, I Like Pickles by Brigitte Brulz